

Procedure for Revocation of
Canceled Registration online
under gst

G S T U p d a t e s . c o m

How to apply Revocation of canceled
Registration online under GST??

Shah Teelani & Associates
Chartered Accountants

How to apply Revocation of canceled Registration online under GST??

:- Concept and Compilation :-

CA Jinesh Shah

CA Jitendra Teelani

(Private Circulation only)

Information in this book is intended to help the common tax payers understand the subject. Authors have taken utmost care to ensure the correctness and completeness of this information. However, readers are advised to seek professional help before acting on any information, advice, or interpretation, whether explicit or implicit, given in this book.

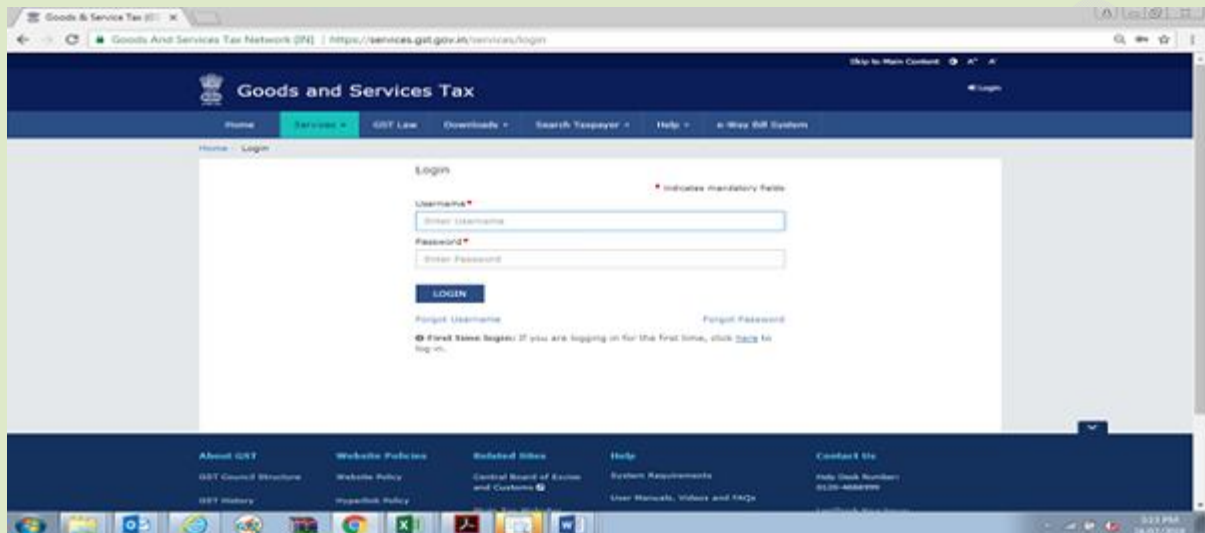
Revocation Canceled Registration - process

Shah Teelani & Associates

Instructions for Revocation of Canceled Registration online on GST Portal:-

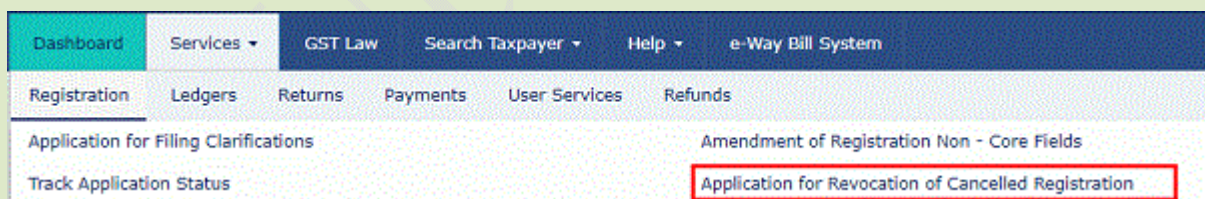
Step: - 1

Login to the GST Portal with valid credentials. Access the [GST Website](https://services.gst.gov.in/services/login). The GST Home page is displayed.



Step:-2

Click Services > Registration > Application for Revocation of Cancelled Registration option




Step:-3

In the Reason for revocation of cancellation field, enter the reason for revocation of cancellation of registration.

Revocation Canceled Registration - process

Shah Teelani & Associates

**Goods and Services Tax**

Skip to Main Content | A+ | A- | Deeksha Sindhuri VI

Dashboard | Services | GST Law | Search Taxpayer | Help | e-Way Bill System

Dashboard > Registration > Application for Revocation of Canceled Registration | English

Application Type	GSTIN(cancelled)	Due Date to Complete
Revocation of Cancellation of Registration	07ASLPV5297P1ZG	23/05/2018

Basic Details

GSTIN(cancelled) 07ASLPV5297P1ZG	Legal Name of Business Deeksha Sindhuri Vissapragada	Trade Name Gopalan Trade
-------------------------------------	---	-----------------------------

Address of Principal Place of Business

M/G Road Ananth Nagar North East Delhi Delhi - 111111	deeksha67@gmail.com 8411895433 - -
--	---

Cancellation Order Details

Cancellation Order Number ZA070518000035Z	Date 01/05/2018
--	--------------------

Reason of cancellation
Non Compliance of provisions of law

Particulars of Last Returns Filed

No Last Returns Filed Details Available

Reason for revocation of cancellation*

Filed all returns for earlier tax period

Any Supporting Document

Choose File | No file chosen

File with PDF or JPEG format is only allowed.
Maximum file size for upload is 1 MB

Verification

☒ I hereby solemnly affirm and declare that the information given herein above is true and correct to the best of my knowledge and belief and nothing has been concealed therefrom.

Name of Authorized Signatory* ANGAD JASBIRSINGH ARORA[AJIPA1572E]	Place* Bangalore
Designation / Status sdad	Date 08/05/2018

DSC is compulsory for Companies & LLP
Facing problem using DSC? Click here for help

SAVE | SUBMIT WITH DSC | SUBMIT WITH EVC

© 2016-17 Goods and Services Tax Network | Site Last Updated on 26-04-2018 | Designed & Developed by GSTN

Site best viewed at 1024 x 768 resolution in Internet Explorer 10+, Google Chrome 49+, Firefox 43+ and Safari 6+ | Top

Revocation Canceled Registration - process

Shah Teelani & Associates

Step: – 4

Click the Choose File button to attach any supporting document.

Step:- 5

Select the Verification checkbox.

Step:- 6

In the Name of Authorized Signatory drop-down list, select the name of authorized signatories

Step:- 7

In the Place field, enter the place where the application is filed

Note: You can click the SAVE button to save the application form and retrieve it later

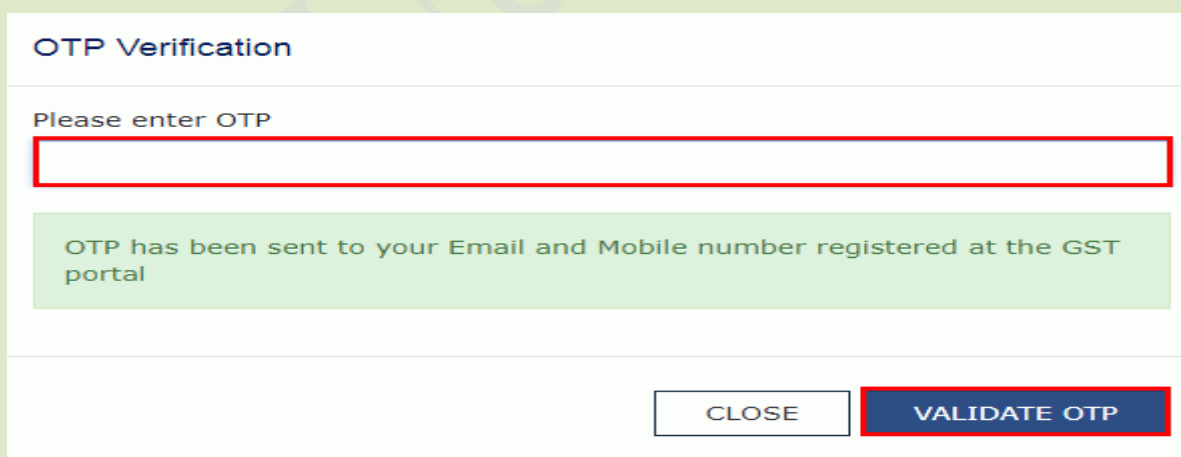
Step:- 8

Click the SUBMIT WITH DSC or SUBMIT WITH EVC button

Step:- 9

In case of SUBMIT WITH DSC - Click the PROCEED button

In case of SUBMIT WITH EVC - Enter the OTP sent to email address of the Authorized Signatory registered at the GST Portal and click the VALIDATE OTP button



OTP Verification

Please enter OTP

OTP has been sent to your Email and Mobile number registered at the GST portal

CLOSE VALIDATE OTP

The

success message is displayed. You will receive the acknowledgement in next 15 minutes on your registered e-mail address and mobile phone number. Application Reference Number (ARN) receipt is sent on your e-mail address and mobile phone number

SHAH TEELANI & ASSOCIATES
CHARTERED ACCOUNTANTS

E315, SUMEL BUSINESS PARK-3,
OPP NEW CLOTH MARKET,
SARANGPUR, AHMEDABAD
9426341100, 9824966139
WWW.SHAHTEELANI.COM
GST@SHAHTEELANI.COM